

# **THRUSTMASTER®**










Formula Wheel Add-On Ferrari SF1000 Edition Wireless Connection Tutorial  
Wi-Fi Pairing & UDP configuration




## PRELIMINARY STEP

MAKE SURE TO UPDATE YOUR  
DRIVER AND FIRMWARE  
OF YOUR BASE

# COMMANDS & SCREEN NAVIGATION

-  : Navigate in menu (DPAD)
-  : Change Skin (turn left or right)
-  : Menu (push)
-  : Change Screen (turn left or right)
-  : Dark/Bright Mode (push)
-  : Change menu parameter (turn left or right)
-  : Validate menu parameter (push)
-  : Switch ON LED+LCD (Toggle up)
-  : Switch OFF LED+LCD (Toggle down)


## Display buttons assignment



# 1) ENABLE WI-FI CONNECTION

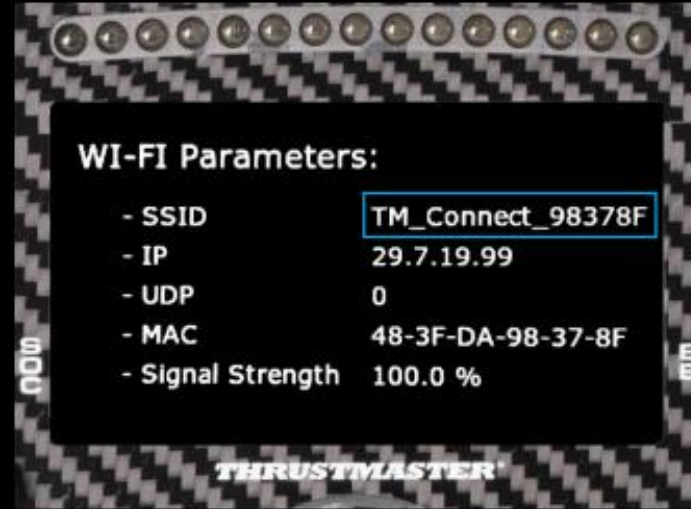
To enable the Wi-Fi of your wheel:

- a. First, enter the menu by pressing the E5 button (●).
  - b. Then using the DPAD (↕), go right (→) to the Wi-Fi enable button ( Wi-Fi  ).
  - c. Finally press the E7 (●) button to enable Wi-Fi it the circle will move to the right ( Wi-Fi  ).
- 





## 2) PAIR YOUR WHEEL TO YOUR HOME NETWORK

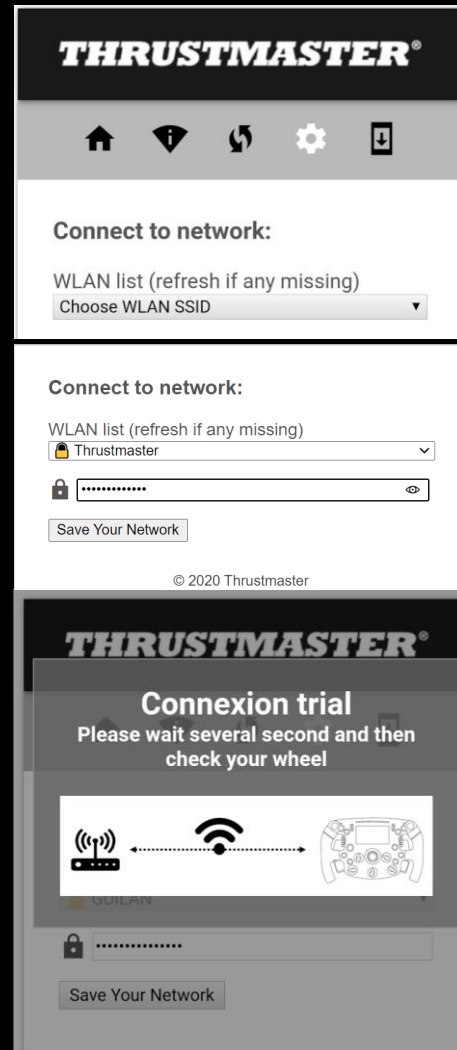

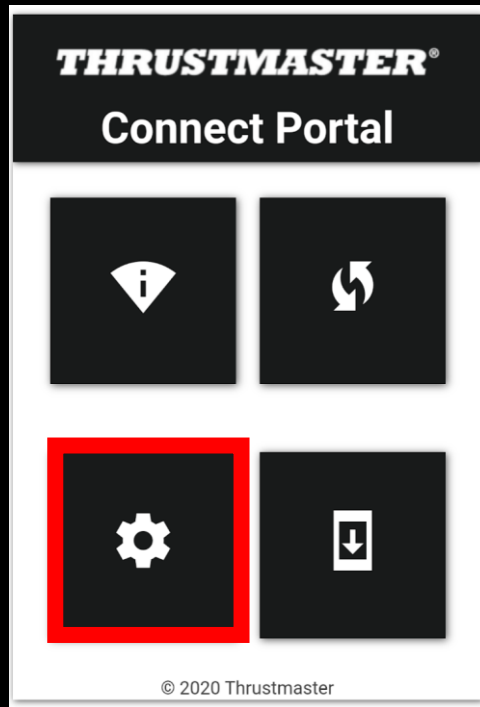


This wheel includes a Wi-Fi module to let you enjoy display functionalities through UDP-compatible games.

This Wi-Fi module has a unique identifier and when it is not paired to a network it will broadcast its identifier, in the **example** it is '**TM\_Connect\_98378F**'. At the end of the process, it will be replaced by your home network name.

Please record this identifier as you will have to use in the pairing process

### 3) THRUSTMASTER CONNECT PORTAL



If the pairing between your device and the wheel succeed you will arrive on the: “Thrustmaster Connect portal”

a. Go to settings menu

b. Go the selection list and choose your favorite Wi-Fi

c. Once selected, if there is a password, type it in the box and click on ‘save your network’

d. The wheel will now try to pair to your Wi-Fi network

## 4) FINAL CHECK



### Error message : don't worry

At the end of the process, you may encounter a warning message 'impossible to access to the page'.

It is because Wi-Fi will save setting then reboot to connect to you network.

Don't worry and follow the process



you succeed to pair the wheel to your network, you will notice the SSID parameter changed from '**wheel identifier**' to '**your network name**'

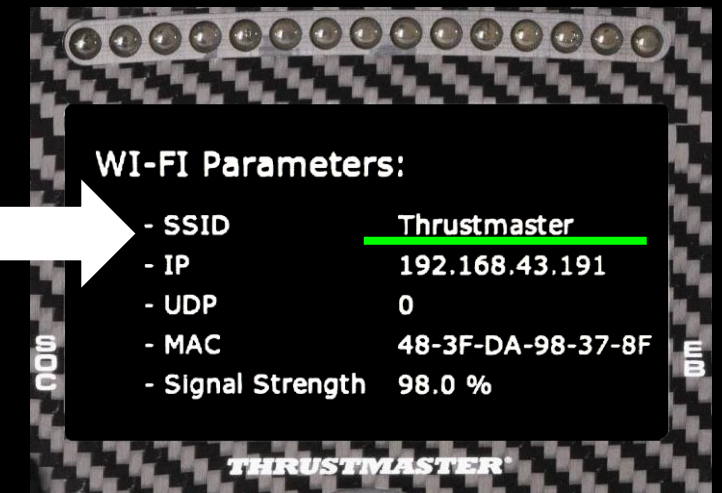

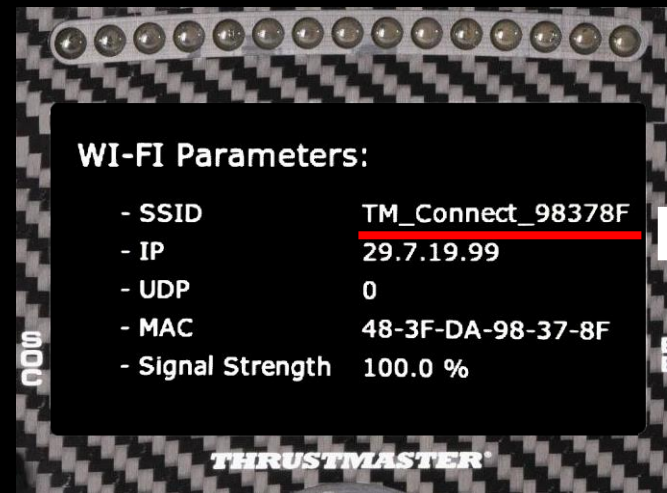


**Désolé, impossible d'accéder à cette page.**

29.7.19.99 a mis trop de temps pour répondre

Effectuez une recherche Bing pour [29.7.19.99](http://29.7.19.99)

ERR\_CONNECTION\_TIMED\_OUT



# 5) ENTER YOUR WHEEL IP IN THE EA SPORTS™ F1® 2020,2021,2022 GAME

**A**

**B**

**C**

**D**

**WI-FI Parameters:**

- SSID Thrustmaster
- IP 192.168.43.191
- UDP 0
- MAC 48-3F-DA-98-37-8F
- Signal Strength 98.0 %

**TELEMETRY SETTINGS**

- D-BOX <> On
- Fanatec LED <> On
- SLI Pro LED <> Off
- SLI Pro LED Brightness <> 127
- UDP Telemetry <> On
- UDP Broadcast Mode <> Off
- UDP IP Address 192.168.77.62
- UDP Port 20777
- UDP Send Rate <> 20Hz
- UDP Format <> 2020
- Your Telemetry <> Restricted

In Game, go the game options

Go to Settings

Go to Telemetry\* Settings

Switch ON the **UDP\*\* Telemetry**  
Enter your **wheel IP**  
Select **20Hz**  
Select UDP format **2020** even if  
**you are using 2021 or 2022 game**

\* Telemetry is a set of data such as (brake temperature, fuel load, tyres wear...)

\*\* UDP (User Datagram Protocol) is a protocol commonly use to exchange data between PC/Console and a device



# 5) ENTER YOUR WHEEL IP IN THE F1 2023 GAME

**A**

**B**

**C**

**D**

**WI-FI Parameters:**

- SSID	Thrustmaster
- IP	10.53.100.127
- UDP	0
- MAC	48-3F-DA-98-37-8F
- Signal Strength	98.0 %

**TELEMETRY SETTINGS**

UDP Telemetry	<> On
UDP Broadcast Mode	<> Off
UDP IP Address	10.53.100.127
UDP Port	20777
UDP Send Rate	<> 120 Hz
UDP Format	<> 2023
Your Telemetry	<> Restricted
Show gamertags	<> Off

In Game, go the game options

Go to Settings

Go to Telemetry\* Settings

Switch ON the **UDP\*\* Telemetry**  
Enter your **wheel IP**  
Select **120Hz**  
Select UDP format **2023**

\* Telemetry is a set of data such as (brake temperature, fuel load, tyres wear...)  
\*\* UDP (User Datagram Protocol) is a protocol commonly use to exchange data between PC/Console and a device

# OWN THE RACE

