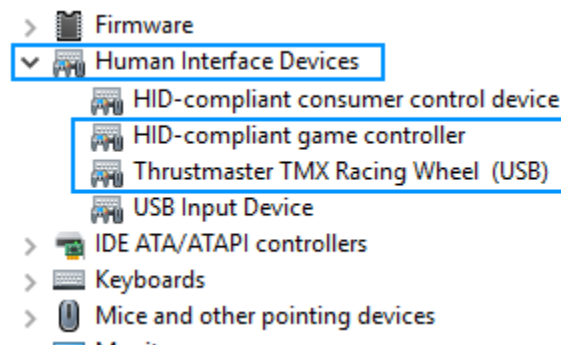


How can I verify the TMX Force Feedback Wheel is correctly installed on my computer?

Once connected and installed using the latest driver, the wheel should normally be enumerated under **Device Manager**.

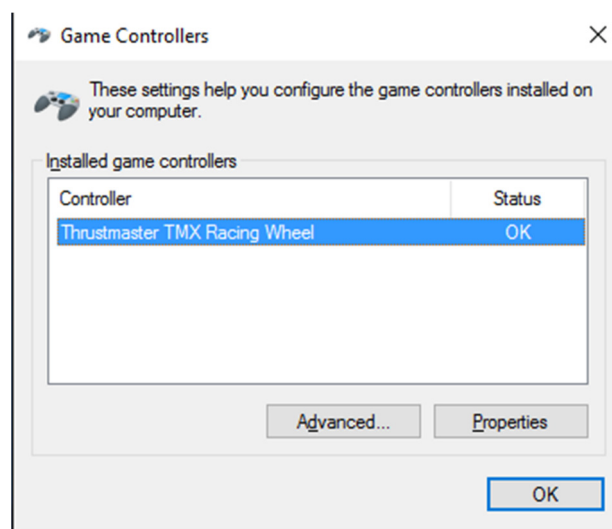
- [How to access Device Manager in Windows 10](#)
- [How to access Device Manager in Windows 8 / 8.1](#)
- [How to access Device Manager in Windows 7 / Vista](#)

The different components should be present under **Human Interface Device**:

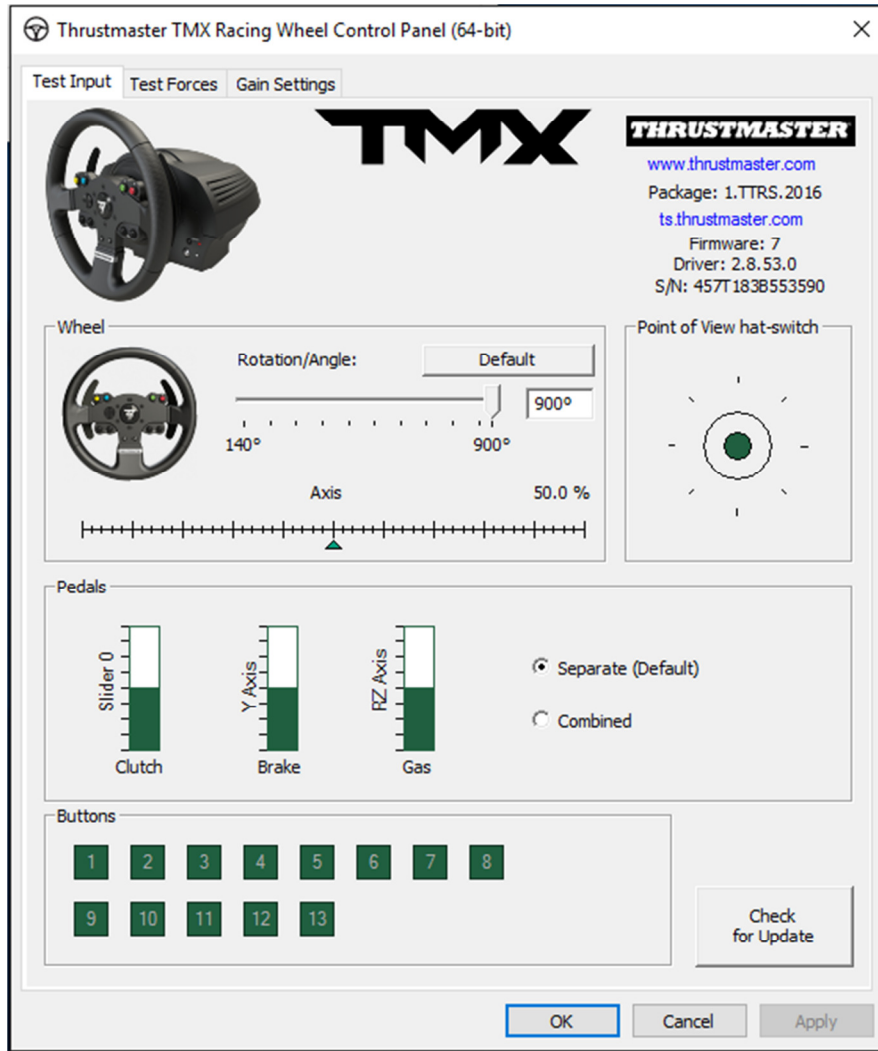


The wheel will also become available in Windows **Game Controller**:


- Start/All Apps/Thrustmaster/Control Panel. (**Windows 10/ 8.1 /8**)
- Start/All Programs/Thrustmaster/Force Feedback Driver/Control Panel. (**Windows 7/ Vista/ XP**)



Click on **Properties** to access the dedicated control panel, allowing you to configure the wheel:



The top right corner of the Control Panel displays the information relative to your wheel and the drivers currently installed. Be sure to have this information at hand if you ever need to contact our technical support,



(Image given as reference; may not reflect the current state of your wheel)